



Waveguide Termination

WR62 (BJ140) Waveguide Matched Termination, ME-WT-WR62 11.9-18.0 GHz, 1.5 W, UBR140 Flange, Rectangular

QR code



Hangzhou Multipath Electronics Co., Ltd., Zhejiang, China

⚙️ Electrical & Environmental

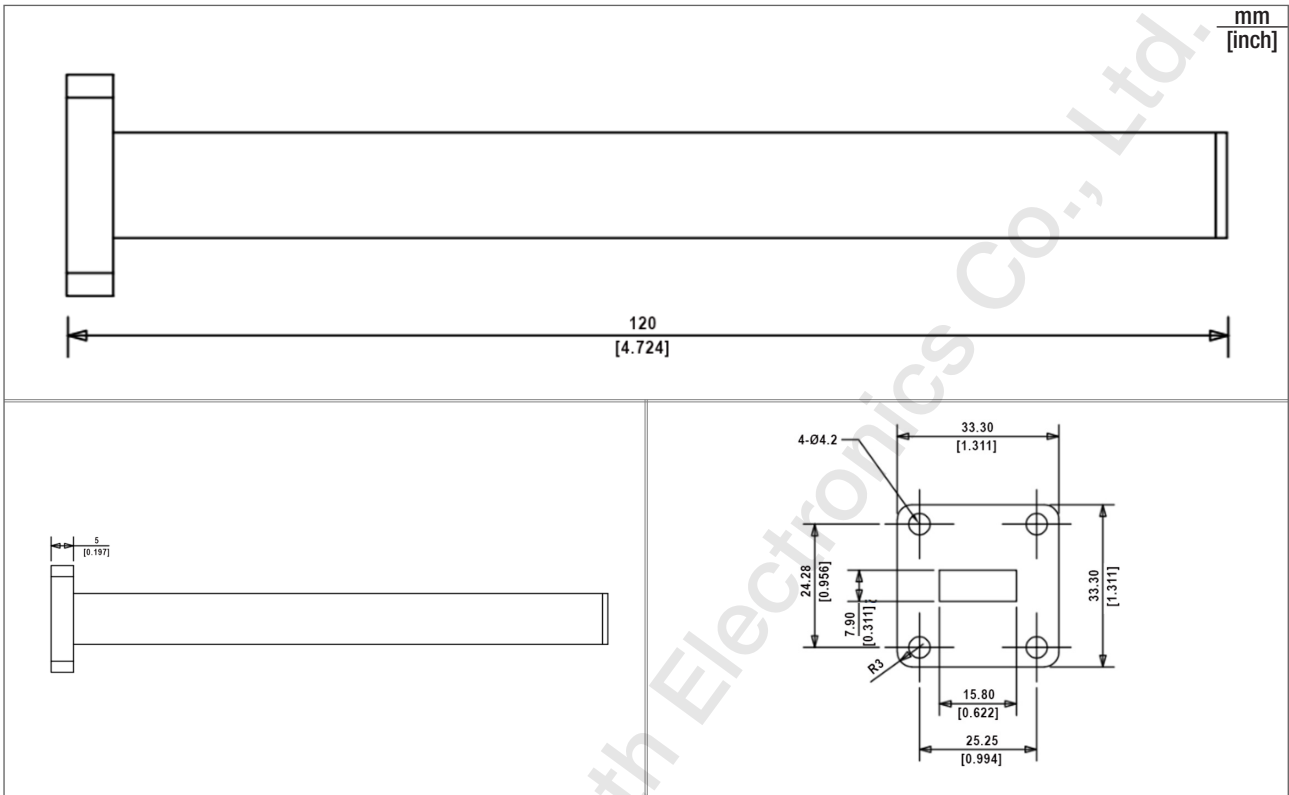
Frequency Range	11.9 - 18.0 GHz	Impedance	-
VSWR	1.03 max	Input Avg Power	1.5 W @ 25 °C

⚙️ Mechanical & Product Information

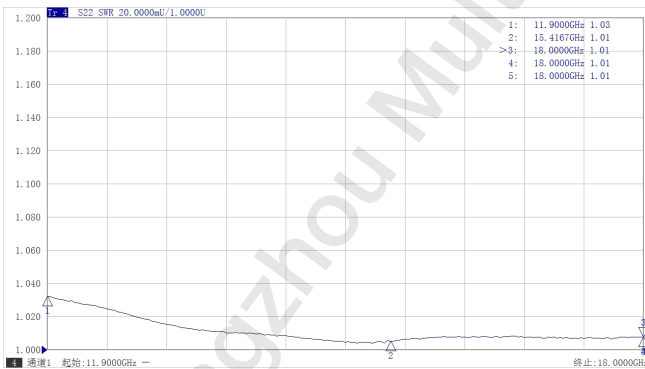
Product Number	ME-WT-WR62, P-Grade	Waveguide	WR62 (BJ140), UBR140 Flange
Waveguide Body	Aluminum, grey painted	Waveguide Cavity	Aluminum, electric conductive oxidation
Heat Sink	N/A	Net Weight	About 39.2 g
Operating Temp	-55 °C~+100 °C		

Outline dimensions

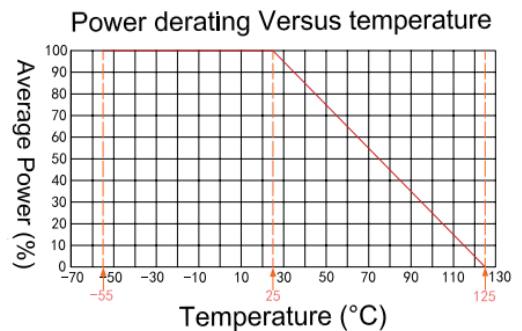
Dimensions(mm) Tolerance±1%



Typical Test Data



Notes: To ensure longevity and performance, do not use at full power for a long time. Peak power, pulse width, and dutycycle need to meet their requirements. Input high power, require heat dissipation, maintain temperature within 60°C. Reference Curve, derate linearly to 0.1W at 100°C.



Customized connectors, dimensions, PIM, VSWR.



Multipath Electronics

Contact

+86-571-56201039

sales@multipath.cn

https://www.multipath-electron.com

Technical specifications in this datasheet are subject to change without notice. Actual products may differ from the shown images.